


AI APPETIZERS


A Taste of Ethical AI for Educators

*Presented by Technology Integration Specialist,
Christine Danhoff, of North Point ESC and PBS Western Reserve*



bit.ly/aistarters





AI STARTERS: ✨ GETTING STUDENTS ENGAGED WITH AI IN THE CLASSROOM

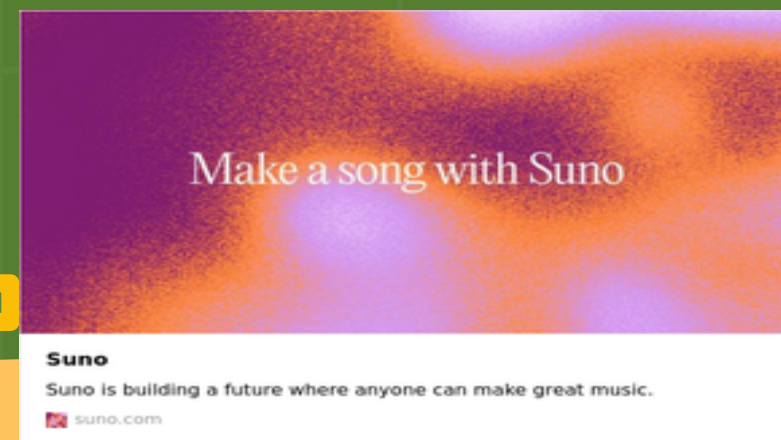


bit.ly/aistarters




IF YOU HAD TO DESCRIBE STUDENTS
USING AI IN JUST ONE WORD—WHAT
WOULD IT BE?

DROP YOUR WORD IN THE CHAT!



LET'S PLAY A GAME!




Byte

/bīt/



proper noun

an AI space for use in education.

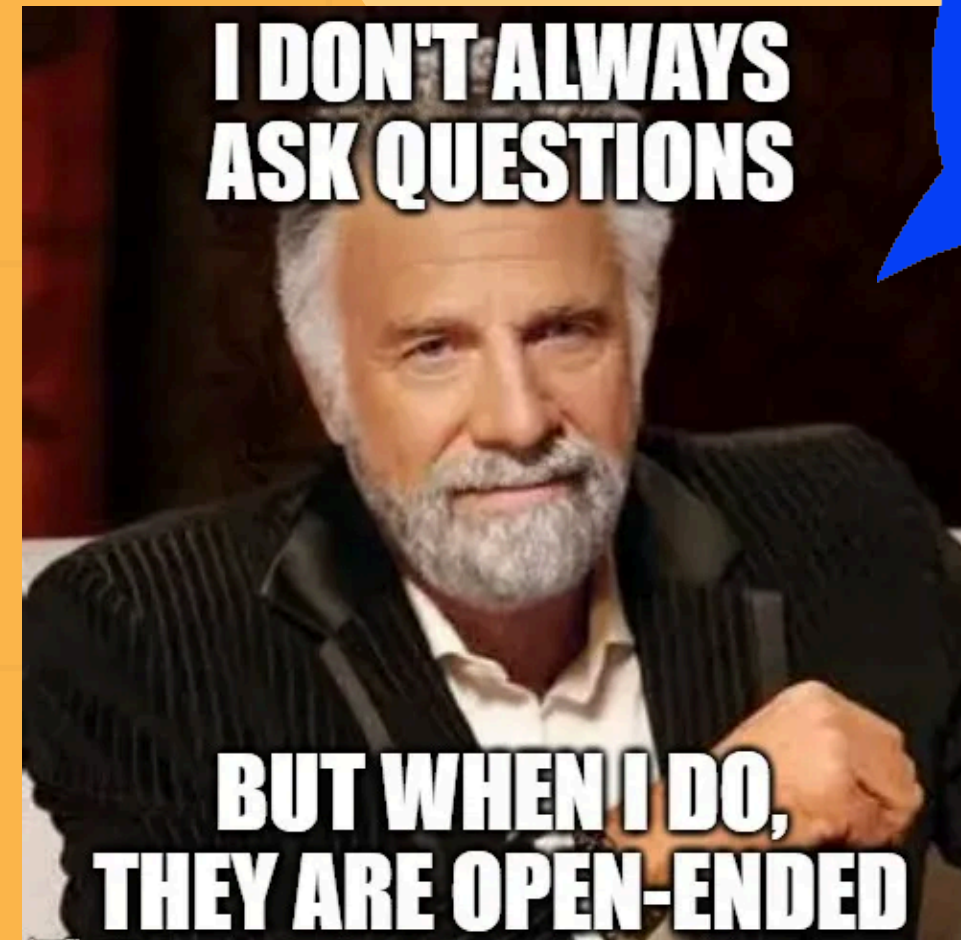


Byte: Hi! How can I help you?

Human: Let's play a game called 2 Truths and a Lie. Generate three statements about ancient Egyptians, based off of the Ohio Learning Standards, with middle school students, . Two of the statements should be true, and one should be a plausible but false statement. Keep the false statement subtle enough to encourage discussion and critical thinking. Don't tell us which is true or false until we guess. When we identify the false statement, explain to us why it is false. Go!



BUILD QUESTIONING SKILLS



BE THE BOT


Directions: Choose one person to be the human and one person to be the bot.

Human- Ask a simple question to and type it in the chat box.

Bot- Respond as if it were an AI tool. Remember to use facts and respond as if you are a programmed robot acting like a human.

Click to add text

Click to add text

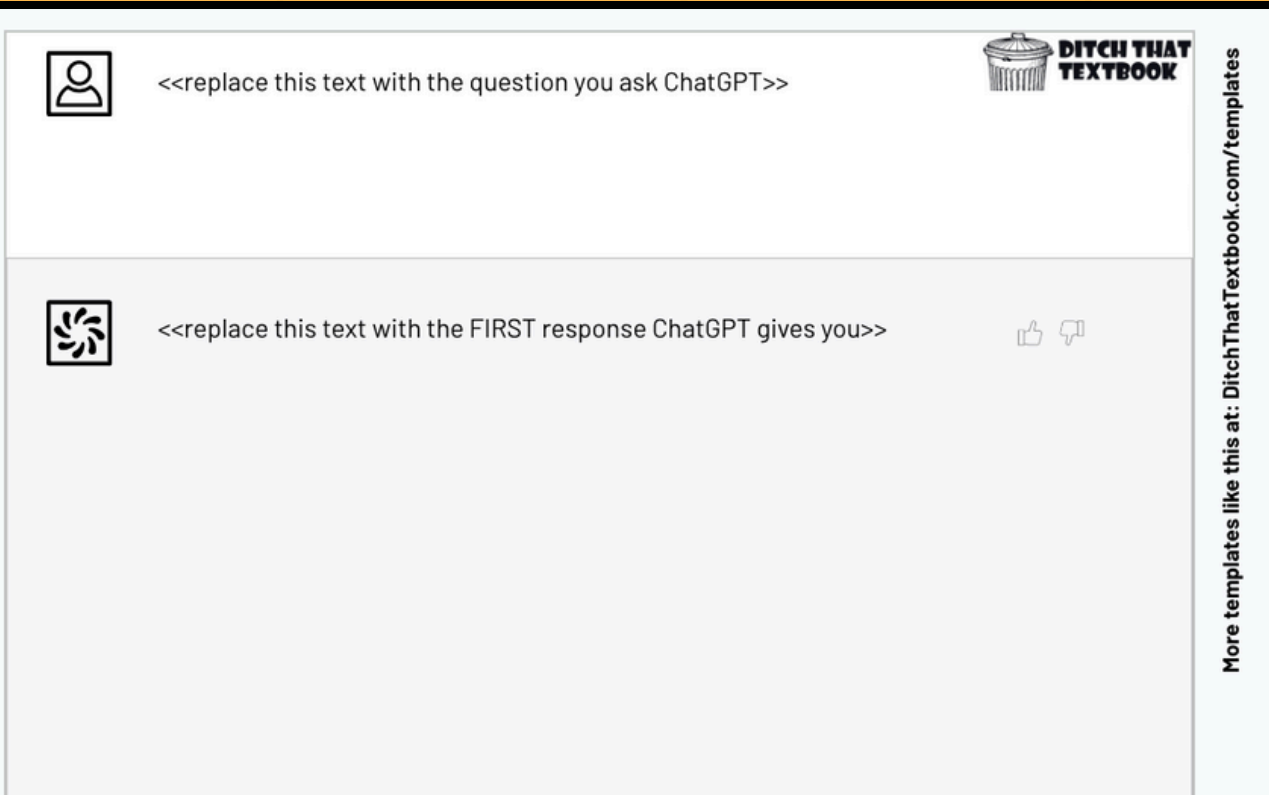


Directions: Give ChatGPT your writing prompt.

Copy and paste that same prompt in the "replace this text with the question" text box.

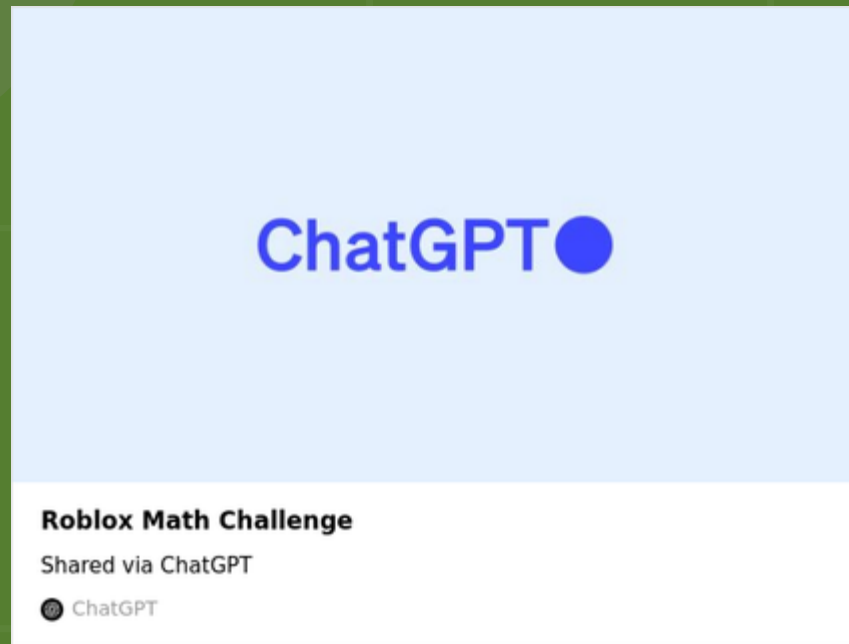
Copy the response that ChatGPT gives you into the "first response" text box.

Go on to the next slide.



CURRICULUM INTEGRATION IDEAS

EVERYONE



school



03IH



Join at curi.live
with pin: **778 387**



MagicSchool AI
Created with ❤️ in Denver, CO
M MagicSchool AI


Share MagicSchool Room



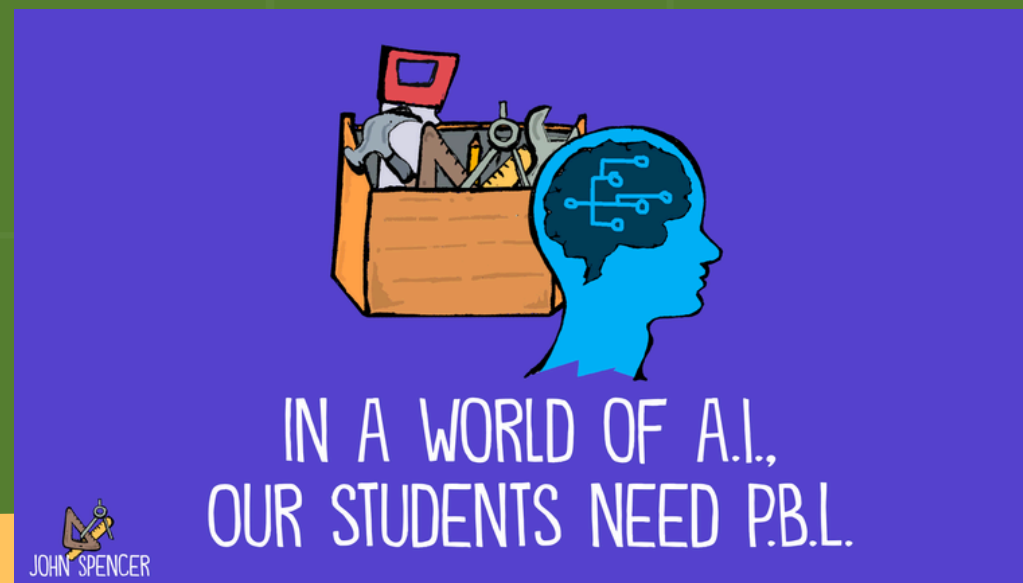
Visit:
<https://student.magicschool.ai/s/join>
and enter code:

ec9TaA


AI BEST PRACTICES



- Focus on the learning PROCESS over the PRODUCT
- Implement activities that incorporate AI to augment learning
- Design PBLs or creative methods for students to showcase their mastery of concepts
- MODEL AI and student collaboration for existing activities - tutor, feedback, idea generator



MODEL FOR STUDENTS



AI for Education

How to Use AI Responsibly EVERY Time

EVALUATE the initial output to see if it meets the intended purpose and your needs.

VERIFY facts, figures, quotes, and data using reliable sources to ensure there are no hallucinations or bias.

ENGAGE in every conversation with the GenAI chatbot, providing critical feedback and oversight to improve the AI's output.

REVISE the results to reflect your unique needs, style, and/or tone. AI output is a great starting point, but shouldn't be a final product.

YOU are responsible for everything you create with AI. Always be transparent about how you've used these tools.

© 2023 AI for Education & Vera Cubero - V2


aiforeducation.io



Free Artificial Intelligence Course for Students

Learn artificial intelligence with this basic AI course and find how this AI resource will positively impact your career. Click here to learn more.

IBM SkillsBuild



Learn about artificial intelligence (AI)

Tools to help students and teachers bring AI into the classroom.

Code.org



AI Literacy Lessons for Grades 6-12

Quick, grab-and-go lessons to teach your students how to be ethical and empowered users of artificial intelligence.

Common Sense Education




aiEDU presents
The AI Education Project

AI Snapshots

40 warmups for core classrooms

Google Slides



Play with AI

Google Arts & Culture features content from over 2000 leading museums and archives who have partnered with the Google Cultural Institute to bring the world's treasures online.


Google Arts & Culture



Say What You See

Learn the art of image prompting


Google Arts & Culture



Odd One Out

Can you spot the odd one out? Guess the AI generated "imposters" hidden among the artworks on Google Arts & Culture.

Google Arts & Culture



Discover AI in Daily Life


Learn about the benefits and challenges of artificial intelligence while exploring Quick, Draw!, AutoDraw, Google Translate, and Google Slides.

withgoogle.com

Curriculum

AI for Education

AI CURRICULUM & RESOURCES



HOW COULD YOU USE AI TO ENGAGE STUDENTS?



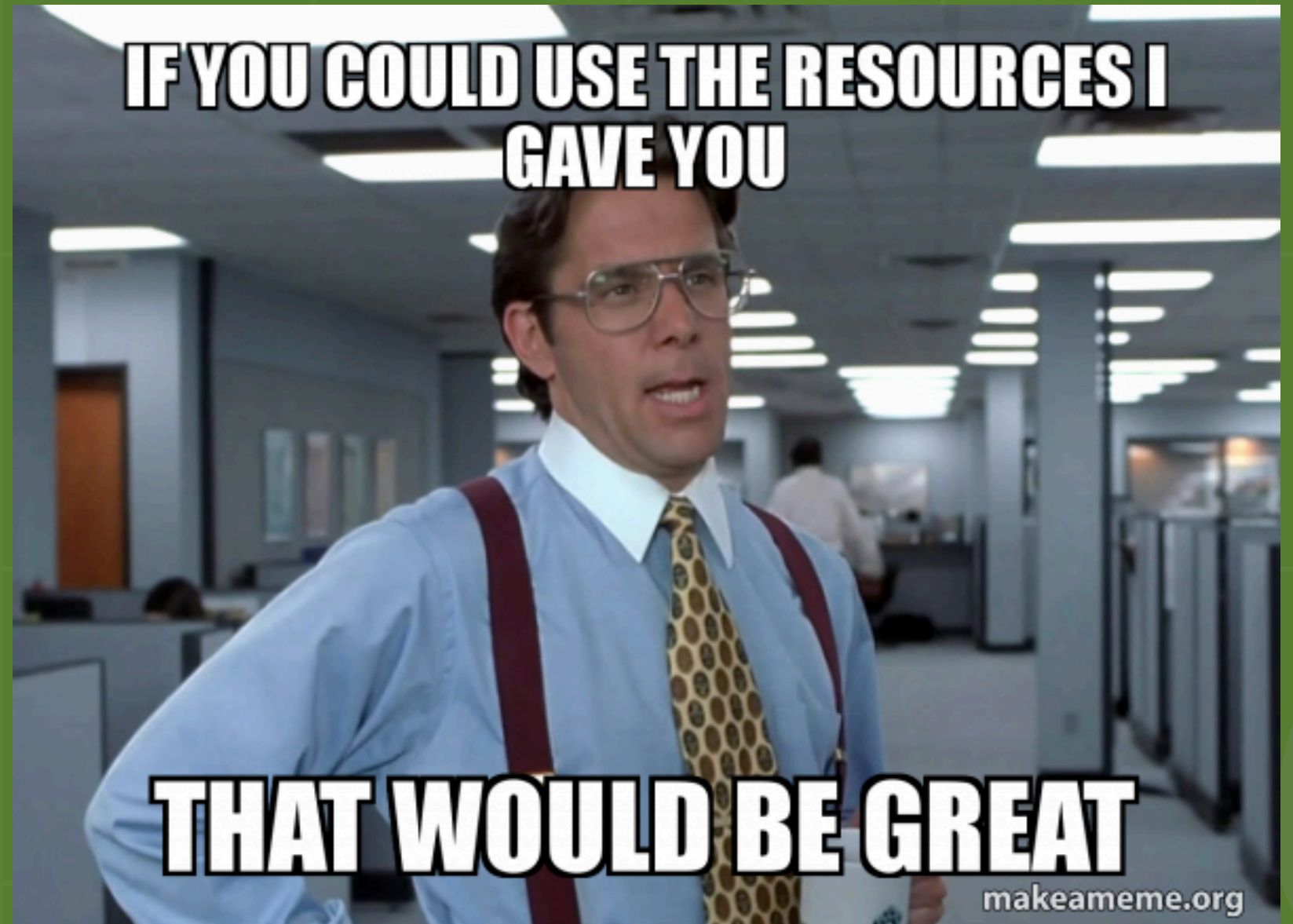
NEXT WEEK



Try one **NEW** AI resource before next week's session!



✦ bit.ly/aiappetizerspadlet ✦



CHRISTINE DANHOFF




K-12 Technology Integration
Specialist
North Point ESC



 @cmdanhoff

 cdanhoff@npesc.org

 campsite.bio/cmdanhoff



THANK YOU!



bit.ly/aistarters

Book some time with me!