

**Everyday Writing**  
with

**Coach  
Write**



**Teacher's Guide**

[PBSWesternReserve.org/everyday-writing](http://PBSWesternReserve.org/everyday-writing)



**PBS**

**WESTERN  
RESERVE**



## About Everyday Writing with Coach Write

Grade Levels: 4–6

This series was developed to address everyday writing with children in grades 4-6. Throughout the lessons, your students will join “Team Write” as Coach Write emphasizes the importance of writing and demonstrates how fun writing can be!

This six-part collection introduces students to the basics of various writing concepts through four- to five-minute videos featuring Coach Write. Videos 2-6 are accompanied by a handout for students to complete after viewing the video.

This series is beneficial to use as an introduction to writing or as a supplemental resource to an already established curriculum.

### Lessons:

1. Importance of Writing
2. Creating Effective Paragraphs
3. Using Precise Words
4. Using Transitional Words
5. Varying Sentences
6. Understanding and Avoiding Plagiarism



# Importance of Writing

The video emphasizes that strong writing skills are fundamental to success in various aspects of life by comparing them to the foundational skills in basketball. The lesson highlights persuasive and authentic writing as lifelong tools that open doors to diverse career opportunities while emphasizing the significance of regular practice for continuous improvement.



## Ohio Standards:

W.4.10, W.5.10, W.6.10

## Watch:



[Watch the video "Importance of Writing."](#)

## Vocabulary:

**foundation** - the basic structure or underlying basis of something

**authentic** - genuine, real, or true to one's nature

**syntax** - the arrangement of words and phrases to create well-formed sentences in a language

**influencers** - people who have the power to affect the decisions and opinions of others, often in the context of social media

## Discuss:

Use the following questions as a guide for a class discussion after viewing the video:

- Q1: How do you think strong writing skills can help you in your future? Can you think of specific examples in life where good writing would be important?

*A1: Strong writing skills are invaluable for success in academic achievements, communicating professionally, or expressing personal thoughts. Good writing is the key to effective communication. For instance, in job applications, a well-crafted cover letter can make me stand out, and in my personal life, expressing emotions through heartfelt messages can strengthen relationships.*

- Q2: Coach Write compared foundational writing skills to mastering the basics in basketball. What are some examples of foundational writing skills, and why are they important in creating effective written communication? How can you work on improving these skills?

*A2: Foundational writing skills—such as proper spelling, grammar, vocabulary, syntax, and punctuation—are the building blocks of effective written communication. Just as dribbling and shooting are fundamental in basketball, mastering these skills ensures writing is clear and coherent. To improve, practice regularly, review grammar rules, and seek feedback on writing to refine these foundational skills.*

- Q3: Persuasive writing was highlighted as an essential skill. Can you think of a situation in which you might use persuasive writing? How might the ability to persuade through writing benefit you in different aspects of life?

*A3: Persuasive writing can be crucial in various situations, such as convincing classmates to support a project or persuading a potential employer during a job interview. Mastering persuasive writing enhances the ability to communicate effectively and achieve positive outcomes.*

- Q4: The video discussed how writing is a lifelong skill much like practicing basketball. Can you think of any careers where strong writing skills are crucial? How can you incorporate regular writing practice into your daily routine to improve your skills over time?

*A4: Strong writing skills are essential in numerous careers, from journalism and social media influencing to professions such as electricians or chefs who need to document their work. To incorporate writing practice into your daily routine, you could start a journal or blog.*

## Review:

- Writing helps us express thoughts accurately and clearly.
- Persuasive writing can sway opinions, but it's most effective when authentic and backed by genuine passion.
- Authenticity is where your unique style or voice shines through.
- Writing is a lifelong skill that can open doors to various career opportunities.
- Regular practice and continuous improvement are key to becoming a successful writer.





# Creating Effective Paragraphs

Coach Write introduces young writers to the fundamental role paragraphs play in organizing and structuring ideas. This video delves into three major types of writing — narrative, opinion, and informational — illustrating how paragraphs enhance readability, clarify viewpoints, and organize facts in multiple formats. Through relatable analogies, Coach Write emphasizes the importance of a well-structured paragraph with a clear topic sentence, supporting details, and a concluding sentence, encouraging young writers to

**view paragraphs as essential tools for producing clear and organized writing.**



## Ohio Standards:

W.4.4, W.5.4, W.6.4

## Watch:



[Watch the video "Creating Effective Paragraphs."](#)

## Vocabulary:

**narrative writing** - writing that tells a story, often involving a sequence of events

**opinion writing** - writing that expresses personal beliefs or viewpoints, often supported by reasons or arguments

**informational writing** - writing that presents facts, details, or information about a particular subject

**topic sentence** - the main sentence in a paragraph that introduces the central idea or theme

**supporting details** - additional information or examples that help explain and expand upon the main idea in a paragraph

**concluding sentence** - the final sentence in a paragraph that summarizes the main point and brings closure to the topic

## Discuss:

Use the following questions as a guide for a class discussion after viewing the video:

- Q1: The coach mentioned that paragraphs are like “team players” in writing. How do paragraphs help organize ideas in a piece of writing?


*A1: Paragraphs act as team players in writing by organizing ideas and creating a structured flow. In narrative writing, they separate different events, enhancing readability; in opinion writing, they distinguish reasons or arguments, making the viewpoint clear; and in informational writing, they organize facts, helping readers understand the content in a well-structured manner.*

- Q2: How can you apply the coach’s advice on paragraphs to your own writing? Can you think of a recent piece of writing you’ve done that would benefit from better paragraph organization? Share your thoughts and ideas with the group.

*A2: I can apply the coach’s advice by ensuring each paragraph in my writing follows a structure, with a clear “topic sentence” introducing the main idea, supporting details providing additional information, and a concluding sentence wrapping it up.*

## Review:

- Paragraphs help to organize and structure ideas.
- In narrative writing, paragraphs separate different events or ideas, making the story more readable and clear.
- In opinion writing, paragraphs help separate different reasons or arguments, improving the presentation of one’s viewpoint.
- In informational writing, paragraphs organize different information or facts, making the content easier to understand.



# Paragraph Power in Your Writing

Now that you've watched the video about the importance of paragraphs in writing, it's time to put what you've learned into practice. This activity will help you understand how paragraphs work and why they are so crucial in various types of writing.

## Activity 1: Identifying Paragraphs (15 minutes)

Watch the video again. This time, pay close attention to the sample texts provided by the basketball coach.

While watching, make a list of the key points or reasons the coach provides for using paragraphs in different types of writing (narrative, opinion, and informational).

After the video, discuss with your classmates and see if you all came up with similar points. Are there any additional reasons that you think are important?



# Paragraph Power in Your Writing

## Activity 2: Application (20 minutes)

Now it's time to apply what you've learned to your writing.

1. Choose a piece of your recent writing or if you don't have one, write a short paragraph about your favorite hobby, book, or vacation.
2. Read through your writing and think about how you can use paragraphs effectively. Where could you add new paragraphs to improve the organization and flow of your writing?
3. Rewrite your piece, incorporating paragraphs where necessary. Be sure to clearly explain your reasons for making these paragraph breaks.

**It may be helpful to use the sandwich analogy from the video:**

**Paragraph Title/Topic:** Write a brief title or topic that provides an overview of the paragraph.

**Topic Sentence - Main Ingredient (Ham):** This is the paragraph's main idea. It is a clear, concise sentence that introduces the paragraph's subject.

**Supporting Details - Extra Layers (Lettuce, Tomatoes, Cheese):** These are the additional pieces of information that support and enhance the main idea. Think of them as the details that make the paragraph interesting and informative.

**Concluding Sentence - Bread Slices:** This sentence wraps up the paragraph, summarizing the main idea and providing closure. It ensures the paragraph feels complete and transitions smoothly to the next one.





# Paragraph Power in Your Writing

## Activity 3: Peer Review (10 minutes)

Pair up with a classmate and exchange your revised writing pieces.

Read your partner's writing and provide feedback on how effectively they used paragraphs to organize their ideas. **Did they use paragraphs in a way that made the writing clearer and more organized?** Offer constructive suggestions.

Discuss your feedback with your partner and ask them to do the same for your writing. Take notes on their suggestions. Here are some suggested sentence starters to provide your feedback:

*One suggestion I have for improvement is...*

*Consider changing...*

*I like how you...*

*I noticed that...*

*You did a great job with...*

*I was a little confused...*

Remember, just like a basketball team needs a good strategy to win, your writing also needs a plan. Paragraphs are your strategy, helping you score big in the world of writing. Keep practicing and improving your paragraphing skills!





# Using Precise Words

In this video, Coach Write teaches young writers the importance of using precise and varied language to enhance their writing skills. The concept of synonyms as secret weapons is introduced, explaining that substituting words, when chosen carefully, can bring new life and vividness to writing. Through relatable examples and practical exercises, Coach Write illustrates how to improve mundane sentences to be more engaging and dynamic by selecting precise words.



## Ohio Standards:

L.4.3, W4.2d, W4.3d, W5.2d, W5.3d, W6.2e, W6.3d

## Watch:



[Watch the video "Using Precise Words."](#)

## Vocabulary:

**precise** - clearly expressed or defined; exact

**varied** - diverse; showing a variety of different types

**overused** - used too often; lacking freshness or originality

**vivid** - producing powerful feelings or clear images in the mind

**synonyms** - words that have similar meanings but may differ in nuance or connotation

**bland** - lacking strong features or characteristics and therefore uninteresting

## Discuss:

Use the following questions as a guide for a class discussion after viewing the video:

- Q1: Why is it important to avoid overused words in writing? How does it make our writing better?

*A1: Avoiding overused words is crucial because it enhances the quality of our writing. Overused words, such as “good” or “nice,” can make writing bland and less exciting for the reader. Replacing these words with more precise and varied language, such as synonyms, makes our writing more vivid, engaging, and ultimately, more appealing to our audience.*

- Q2: Can you think of an overused word from your own writing that you want to replace with a more precise word? Share it with the class.


*A2: Answers will vary.*

- Q3: Think of a writing project you’ve recently worked on or are about to start. How will you apply the lesson from Coach Write to make your writing more engaging by using precise and varied language?

*A3: Students may suggest carefully reviewing their sentences for overused words and identify opportunities to replace them with precise and varied language.*

## Review:

- Overused words make your writing less exciting.
- Replacing words with synonyms makes your writing more precise.



# Substituting Overused Words

After watching Coach Write’s video on using precise and varied language in your writing, let’s put your knowledge into practice. Read each question or prompt and respond with thoughtful answers. Feel free to use the video as a reference.

**1. Overused Word Detective:** Look at the list of overused words Coach Write mentioned in the video:

- |      |      |      |      |
|------|------|------|------|
| Good | Said | Big  | Nice |
| Bad  | Very | Many |      |

Can you find any of these words in the following sentences? If so, underline them.

- The weather was good and they had a nice picnic.
- She said she had a big surprise; however, I didn’t believe her.
- My mom makes the best cookies.
- The movie was really exciting, and I am glad we saw it.

**2. Sentence Makeover:** Choose one of the sentences from the first question that contains an overused word. Rewrite the sentence using a more precise and varied word or phrase. For example, if the sentence is “The weather was good,” you could rewrite it as “The weather was delightful.”

Your sentence: \_\_\_\_\_

\_\_\_\_\_

\_\_\_\_\_

\_\_\_\_\_

\_\_\_\_\_



# Substituting Overused Words

## Additional Practice Activities:

3. Personal Writing Practice: Think of a short paragraph or story you've written recently or plan to write. Use precise and varied language to replace any overused words in that paragraph.
4. Share Your Progress: In class, share your revised paragraph with classmates and explain how using precise and varied language improved your writing.
5. Create a Word Bank: Start a personal "Word Bank" or "Synonym List." Add at least five synonyms for the following overused words from the video: good, bad, said, nice, and big. This list can be a handy resource for your future writing.

good: \_\_\_\_\_

bad: \_\_\_\_\_

said: \_\_\_\_\_

nice: \_\_\_\_\_

big: \_\_\_\_\_

Remember that practice makes perfect! Keep using precise and varied language to become a writing all-star, just like Coach Write!





# Using Transitional Words

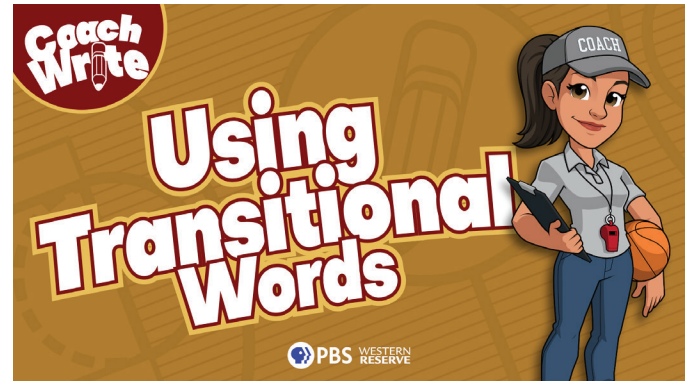
In this video, Coach Write teaches young writers the importance of incorporating transitions for smooth and engaging writing. Students are introduced to various types of transitions, including time words, cause and effect words, comparison words, and contrast words. The video demonstrates how transitions improve flow, clarity, and organization.



## Ohio Standards:

W4.1c, W4.2c, W4.3c, W5.1c, W5.2c, W5.3c, W6.1d, W6.2d, W6.3c

## Watch:



[Watch the video "Using Transitional Words."](#)

## Vocabulary:

**transitional words** - words that connect ideas, sentences, and paragraphs to improve the flow and organization of writing

**seamless** - smooth and continuous, without any abrupt breaks or interruptions

**cohesive** - united and logically connected; in writing, a piece that flows well and is easily understood

**flow** - the smooth and continuous development of writing, ensuring ideas connect logically

## Discuss:

Use the following questions as a guide for a class discussion after viewing the video:

- Q1: Why are transitional words and phrases important in writing and how do they improve the clarity and flow of your text? Can you provide an example from the video or your own writing to illustrate this?

*A1: Transitional words act as connectors, guiding readers through the sequence of ideas, sentences, and paragraphs. For instance, in the video, the coach demonstrated how a paragraph without transitions sounded choppy, but with the addition of words like “however,” “as a result,” and “on the other hand,” the writing became more seamless.*

- Q2: In the video, we learned about different types of transitions, including time words, cause and effect words, comparison words, and contrast words. Can you give examples for each type from the video, or can you think of your own examples for each type?

*A2: Time words: In the video, examples of time words include “first,” “next,” and “finally.” For instance, the coach used “first” when explaining the different types of transitions.*

*Cause and effect words: Video examples include “because,” “therefore,” and “so.” An additional example could be, “He missed the bus, so he was late for school.”*

*Comparison words: Video examples are “similarly” and “in the same way.” An extra example could be, “She enjoys playing basketball; similarly, her brother loves soccer.”*

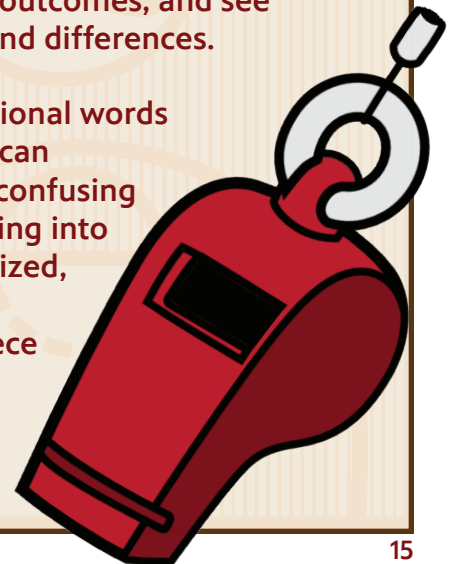
*Contrast words: The coach mentioned “in contrast,” “on the other hand,” and “however.” Another example might be, “She loves ice cream; however, her friend prefers cake.”*

- Q3: Discuss the challenges you face when using transitional words in your writing. Are there specific words or types of transitions that you find difficult to use effectively? How can you overcome these challenges?

*A3: Students may express challenges when choosing the right transitional words for the context, such as struggling with deciding between “however” and “on the other hand” for contrast. To overcome this, practicing incorporating different transitions in writing and seeking feedback from peers or teachers can be helpful.*

## Review:

- Transitional words and phrases connect ideas, sentences, and paragraphs.
- They improve the flow of your writing, making it more engaging and readable.
- There are different types of transitions, including time words, cause and effect words, comparison words, and contrast words.
- Transitions help readers follow the sequence of events, understand reasons and outcomes, and see similarities and differences.
- Using transitional words and phrases can transform a confusing piece of writing into a well-organized, clear, and engaging piece of writing.



# Transitional Word Practice

Read each sentence below. Identify the best transitional word or phrase from the given options that will improve the flow of the sentence. Write your chosen transitional word or phrase in the blank space.

1. She loves playing video games. \_\_\_\_\_, her brother prefers outdoor activities.
  - a. Similarly
  - b. However
  - c. Therefore
2. The weather was rainy. \_\_\_\_\_, we decided to have a movie marathon indoors.
  - a. As a result
  - b. Next
  - c. Finally
3. She left her lunch at home. \_\_\_\_\_, she had to buy something from the cafeteria.
  - a. On the other hand
  - b. Therefore
  - c. Because
4. I love playing soccer. \_\_\_\_\_, my best friend enjoys playing basketball.
  - a. In contrast
  - b. In the meantime
  - c. Similarly

**Rewrite these sentences using two transitional words or phrases to connect them. Use transitional words from the word bank or choose your own.**

**Word Bank:** first, meanwhile, afterward, then, in contrast, however, similarly, in addition

- a. I went to the store.
- b. I bought some candy.
- c. I ate it on the way home.

---

---

---

---







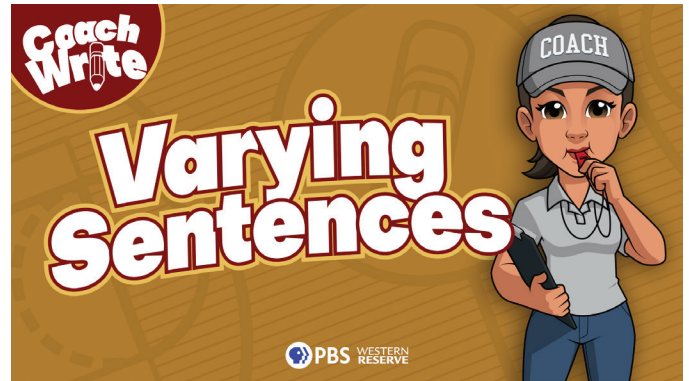
# Varying Sentences

In the video Coach Write guides young authors to elevate their writing skills by combining, reducing, and expanding sentences.

## Ohio Standards:

L.5.3, L.6.3

## Watch:



[Watch the video "Varying Sentences."](#)

## Vocabulary:

**combining sentences** - joining two sentences together

**expanding sentences** - providing more details by answering who, what, where, when, why, and how about the subject

**reducing sentences** - taking out information to simplify your sentence



## Discuss:

Use the following questions as a guide for a class discussion after viewing the video:

- Q1: What did Coach Write suggest we do to make our writing more exciting?

*A1: Coach Write suggested that we make our writing more exciting and stylish by expanding, combining, and reducing sentences.*

- Q2: Can you explain the concept of “expanding” a sentence with an example of your own?

*A2: Expanding a sentence means adding more details and descriptive words to make it more interesting. For example, if you start with the sentence “The dog barked,” you can expand it to “The big, fluffy dog with a wagging tail barked loudly in the bright, sunny park.”*

- Q3: What was the main takeaway from Coach Write’s lesson about reducing sentences? Why is this important in writing?

*A3: The main takeaway from Coach Write’s lesson on reducing sentences is that sometimes, simpler is better. By simplifying sentences, we make our writing clearer and more readable. This is important in writing because it helps convey our message more effectively and keeps our readers engaged.*

## Review:

- Merge two or more sentences to create a smoother flow and show connections between ideas.
- Expand sentences by adding descriptive words and details to make sentences more interesting and vivid.
- Reduce sentences to simplify information for better clarity and readability.



# Varying Sentences Practice

After watching Coach Write's video on varying sentences, it's your turn to practice what you've learned. Use the techniques Coach Write demonstrated to improve the following sentences. Try expanding, combining, or reducing them to make your writing more interesting and clear. Write your revised sentences on the lines provided.

**1. Expanding Sentences** (Remember to think about adding details that answer who, what, where, when, why, and how.)

a. The tree is tall.

Revised: \_\_\_\_\_

b. The cake was delicious.

Revised: \_\_\_\_\_

**2. Combining Sentences** (Use connecting words such as "and," "however," "unlike," and "on the other hand")

a. The sun is shining. The birds are singing.

Revised: \_\_\_\_\_

b. I enjoy reading. I like solving puzzles.

Revised: \_\_\_\_\_

**3. Reducing Sentences** (Simplify these sentences to be more direct and clear by taking out information.)

a. The dog barked loudly, and the cat ran quickly, and the bird flew away.

Revised: \_\_\_\_\_

b. It was a rainy day, and the thunder was loud, and the lightning was flashing.

Revised: \_\_\_\_\_

# Varying Sentences Practice

## 4. Create Your Own

Think of a sentence that you want to make more interesting. Write the original sentence, and then rewrite it using one of the techniques you learned from Coach Write (expanding, combining, or reducing).

Original Sentence: \_\_\_\_\_


\_\_\_\_\_

Revised Sentence: \_\_\_\_\_

\_\_\_\_\_

Great job practicing varying sentences with Coach Write! Keep using these techniques in your writing to become a writing superstar.





# Understanding and Avoiding Plagiarism

Coach Write helps young writers learn the importance of playing fair in the world of writing, much like in basketball. Students are guided on how to avoid plagiarism by using their own words, incorporating quotations when necessary, and giving proper credit to sources, ensuring they learn and grow responsibly as both writers and individuals.



## Ohio Standards:

W4.2b, W5.2b, W6.2c

## Watch:



[Watch the video "Understanding and Avoiding Plagiarism."](#)

## Vocabulary:

**plagiarism** - using someone else's words or ideas in your work without proper acknowledgment

**quotation marks** - punctuation marks used to indicate the beginning and end of a quotation or to show that a particular word or phrase is being discussed

**citing** - providing proper references to sources used in writing to give credit and show where information was obtained

**quoting** - using someone else's exact words in writing

## Discuss:

Use the following questions as a guide for a class discussion after viewing the video:

- Q1: What is plagiarism?

*A1: Plagiarism is when you use someone else's words or ideas in your work without giving them credit.*

- Q2: Why is plagiarism not fair?

*A2: Plagiarism is not fair because it's like cheating in the writing world. It gives an unfair advantage to the person who plagiarizes, and it's not honest.*

- Q3: What is one way you can avoid plagiarism in your writing, and why is it important to give credit to sources?

*A3: To avoid plagiarism, you should use your own words and ideas in your writing and give credit to the sources you use. This is important because it shows respect for the people who worked hard to create that information and it ensures that your work is honest and fair. Students may also mention quoting or citing.*

## Review:

- Plagiarism is using someone else's words or ideas in your work without giving them credit.
- Plagiarism is not fair, and it can have consequences.
- To avoid plagiarism, use your own words and ideas in your writing and give credit to sources.





**PBS**

**WESTERN  
RESERVE**

**[PBSWesternReserve.org/everyday-writing](https://www.pbswesternreserve.org/everyday-writing)**